


ULTEM™ 1010 Resin



FDM Thermoplastic Filament

The information presented are typical values intended for reference and comparison purposes only. They should not be used for design specifications or quality control purposes.



Overview

ULTEM™ 1010 resin is a high-performance FDM® polyetherimide (PEI) thermoplastic. It exhibits high tensile strength in addition to broad chemical resistance and excellent thermal stability. Its high heat resistance makes it autoclave-capable for applications involving sterilization and composite lay-up tooling.

This material is available in both general-purpose and certified grades (CG). ULTEM™ 1010 resin is used with breakaway support material and is available in natural color.

Contents:

Ordering Information	3
Physical Properties	4
Mechanical Properties	5
Outgassing	7
Appendix	8

Ordering Information

Table 1. Printer and Support Material Compatibility

Printer	Model Tip (Slice)	Support Material	Support Tip
Fortus 450mc™	T14 (10 slice)	1010 support (breakaway)	T16 (10, 13 slice)
	T20 (13 slice)		
F900™	T14 (10 slice)	1010 support (breakaway)	T16 (10, 13 slice)
	T20 (13 slice)		
	T40A (20 slice)		

Build Sheet

High Temperature

- 0.02 x 26 x 38 in. (0.51 x 660 x 965 mm)
- 0.02 x 16 x 18.5 in. (0.51 x 406 x 470 mm)

Table 2. ULTEM™ 1010 Resin Ordering Information

Part Number	Description
Filament Canisters^{1 2}	
355-02330	ULTEM™ 1010 resin, 92.3 cu in - Plus
355-02320	ULTEM™ 1010 resin CG, 92.3 cu in - Plus
312-22100	ULTEM™ 1010 resin, 92.3 cu in - Classic
312-22000	ULTEM™ 1010 resin CG, 92.3 cu in - Classic
355-03240	Support for ULTEM™ 1010 resin filament, 92.3 cu in. - Plus
310-31000	Support for ULTEM™ 1010 resin filament, 92.3 cu in. - Classic
Printer Consumables	
511-12000	T14 tip
511-10701	T20 tip
511-10750	T40A tip
511-10401	T16 tip
325-00275-S	High Temperature build sheet, 0.02x26x38 in. (0.51x660x965 mm)
325-00475-S	High Temperature build sheet, 0.02x16x18.5 in. (0.51x406x470 mm)
310-00300	High Temperature build sheet, 0.03x16x18.5 in. (0.76x406x470 mm)

¹ Classic canisters are compatible with Fortus 900mc printers prior to s/n L502.

² Plus canisters are compatible with all Fortus 450mc, all Stratasys F900, and Fortus 900mc printers s/n L502 and up.

Physical Properties

Values are measured as printed. XY, XZ, and ZX orientations were tested. For full details refer to the [Stratasys Materials Test Report](#) (immediate download upon clicking the link). DSC and TMA curves can be found in the Appendix.

Table 3. ULTEM™ 1010 Resin Physical Properties

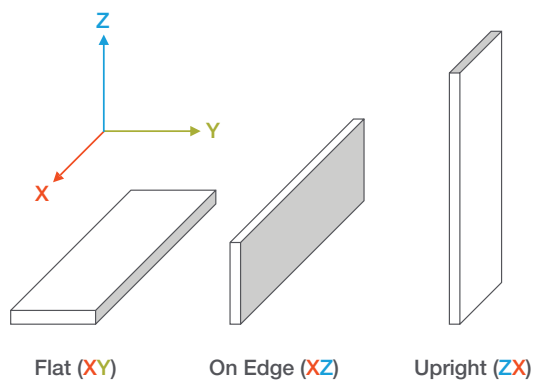
Property	Test Method	Typical Values	
		XY	XZ/ZX
HDT @ 66 psi	ASTM D648 Method B	214.1 °C (417.3 °F)	
HDT @ 264 psi	ASTM D648 Method B	212.2 °C (413.9 °F)	
Tg	ASTM D7426 Inflection Point	209.37 °C (408.87 °F)	
Mean CTE	ASTM E831 (-50 °C to 60 °C)	36.08 µm/[m*°C] (20.04 µin/[in*°F])	-
	ASTM E831 (60 °C to 205 °C)	29.81 µm/[m*°C] (16.56 µin/[in*°F])	-
	ASTM E831 (-50 °C to 110 °C)	-	32.50 µm/[m*°C] (18.06 µin/[in*°F])
	ASTM E831 (110 °C to 165 °C)	-	16.19 µm/[m*°C] (8.995 µin/[in*°F])
	ASTM E831 (165 °C to 200 °C)	-	4.291 µm/[m*°C] (2.384 µin/[in*°F])
Volume Resistivity	ASTM D257	>7.00*10 ¹⁴ Ω*cm	
Dielectric Constant	ASTM D150 1 kHz test condition	2.841	2.888
	ASTM D150 2 MHz test condition	3.089	3.156
Dissipation Factor	ASTM D150 1 kHz test condition	-0.002	-0.002
	ASTM D150 2 MHz test condition	0.000	0.000
Thermal Conductivity	ASTM E1952 @0C	0.2430 W/m*K 0.1404 BTU/(hr*ft*F)	
Thermal Conductivity	ASTM E1952 @30C	0.2420 W/m*K 0.1399 BTU/(hr*ft*F)	
Thermal Conductivity	ASTM E1952 @60C	0.2426 W/m*K 0.1399 BTU/(hr*ft*F)	
Thermal Conductivity	ASTM E1952 @90C	0.2417 W/m*K 0.1402 BTU/(hr*ft*F)	
Thermal Diffusivity	ASTM E1952 @0C	0.158 mm ² /s 2.45*10 ⁻⁴ in ² /s	
Thermal Diffusivity	ASTM E1952 @30C	0.141 mm ² /s 2.19*10 ⁻⁴ in ² /s	
Thermal Diffusivity	ASTM E1952 @60C	0.130 mm ² /s 2.02*10 ⁻⁴ in ² /s	
Thermal Diffusivity	ASTM E1952 @90C	0.121 mm ² /s 1.88*10 ⁻⁴ in ² /s	
Specific Gravity	ASTM D257 @23 °C	1.29	
UL Flammability	ANSI/UL 746B	V0- Blue Card #E345258	

Mechanical Properties

ULTEM™ 1010 resin samples were printed with a 0.010 in. (0.254 mm) layer height on the F900. For the full test procedure please see the [Stratasys Materials Test Procedure](#) (immediate download upon clicking the link).

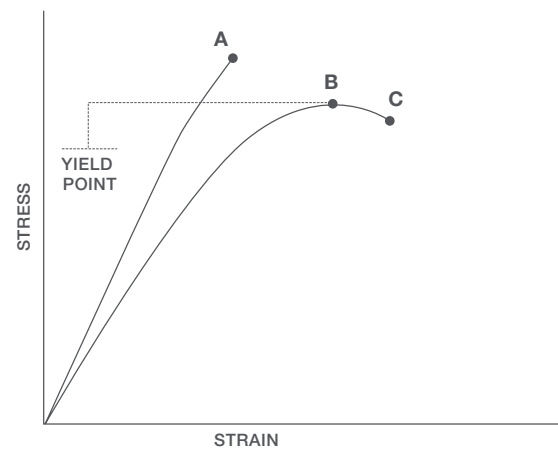
Print Orientation

Parts created using FDM are anisotropic as a result of the printing process. Below is a reference of the different orientations used to characterize the material.



Tensile Curves

Due to the anisotropic nature of FDM, tensile curves look different depending on orientation. Below is a guide of the two types of curves seen when printing tensile samples and what reported values mean.



A = Tensile at break, elongation at break (no yield point)

B = Tensile at yield, elongation at yield

C = Tensile at break, elongation at break

Table 4. ULTEM™ 1010 Resin Mechanical Properties (F900 - T14 Tip)

		XZ Orientation ¹	ZX Orientation ¹
Tensile Properties: ASTM D638			
Yield Strength	MPa	No yield	No yield
	psi		
Elongation @ Yield	%	No yield	No yield
Strength @ Break	MPa	79.2 (4.9)	28.2 (8.8)
	psi	11500 (710)	4080 (1300)
Elongation @ Break	%	4.0 (0.42)	1.1 (0.45)
Modulus (Elastic)	GPa	3.04 (0.18)	3.00 (0.45)
	ksi	441 (27)	435 (65)
Flexural Properties: ASTM D790, Procedure A			
Strength @ Break	MPa	No break	81.6 (13)
	psi	No break	11800 (1900)
Strength @ 5% Strain	MPa	128 (1.8)	-
	psi	18600 (270)	-
Strain @ Break	%	No break	3.19 (0.53)
Modulus	MPa	2.91 (0.049)	2.64 (0.13)
	ksi	422 (7.0)	383 (19)
Compression Properties: ASTM D695			
Yield Strength	MPa	245 (50)	438 (31)
	psi	35600 (7200)	63500 (4500)
Modulus	GPa	2.93 (0.14)	3.23 (0.57)
	ksi	425 (20)	468 (83)
Impact Properties: ASTM D256, ASTM D4812			
Notched	J/m	26.6 (3.5)	21.7 (4.7)
	ft*lb/in.	0.498 (0.065)	0.407 (0.089)
Unnotched	J/m	260 (57)	68.0 (29.8)
	ft*lb/in.	4.87 (1.1)	1.27 (0.56)

¹ Values in parentheses are standard deviations.

Outgassing

ULTEM™ 1010 resin, natural, was printed with a T14 tip on a Stratasys Fortus 450mc and tested per ASTM E595-15. Full report available upon request.

Table 5. ULTEM™ 1010 Resin Outgassing Test Results

Sample	TML (%)	CVCM (%)	WVR (%)
ULTEM™ 1010 Resin, Natural, T14 tip, Flat (XY)	0.55	0.02	0.39
ULTEM™ 1010 Resin, Natural, T14 tip, Upright (ZX)	0.58	0.03	0.33
Testing Observations⁽¹⁾			
Visible Condensate	No	Opaque	N/A
Percent Converted	0%	Interference Fringes	N/A
Thin	N/A	Colored Fringes	N/A
Heavy	N/A	Sample appearance after test	No change
Transparent	N/A		

(1) Observations apply to all tested samples

Appendix

Figure 1. 2nd heating scan DSC data for the ULTEM™ 1010 resin Flat (XY) sample.

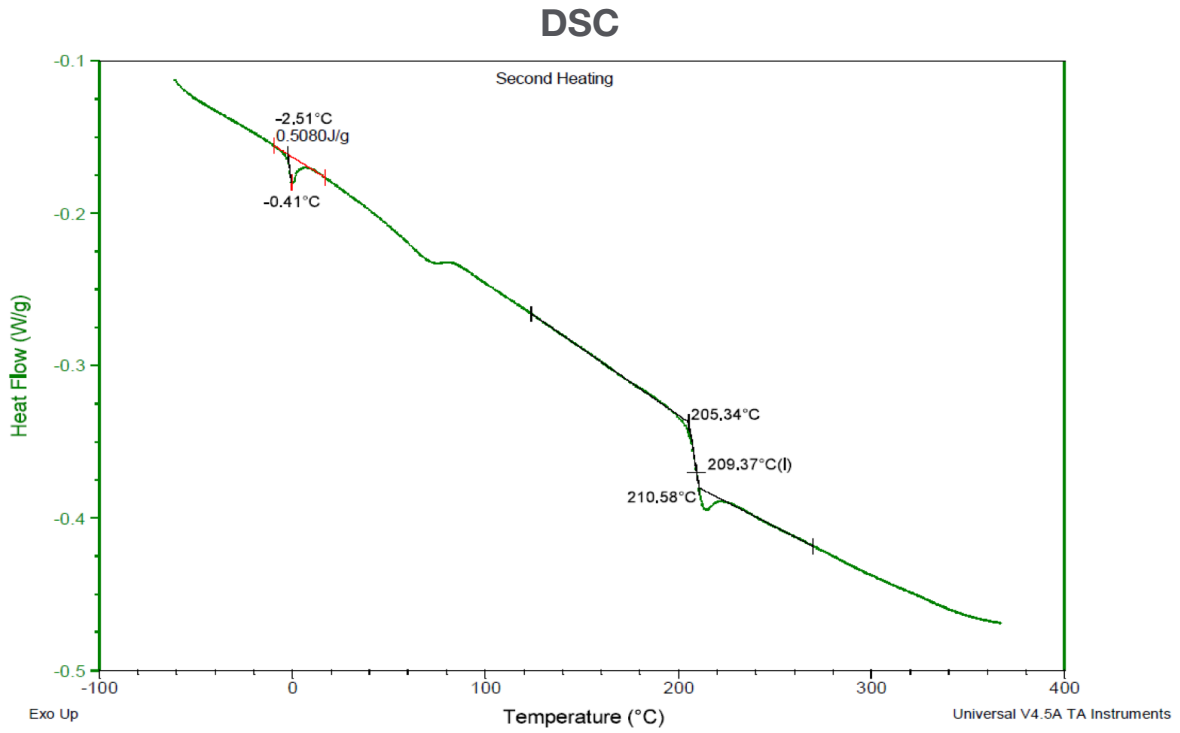


Figure 2. – Dimension change data as a function of temperature for the ULTEM™ 1010 resin Flat (XY) sample.

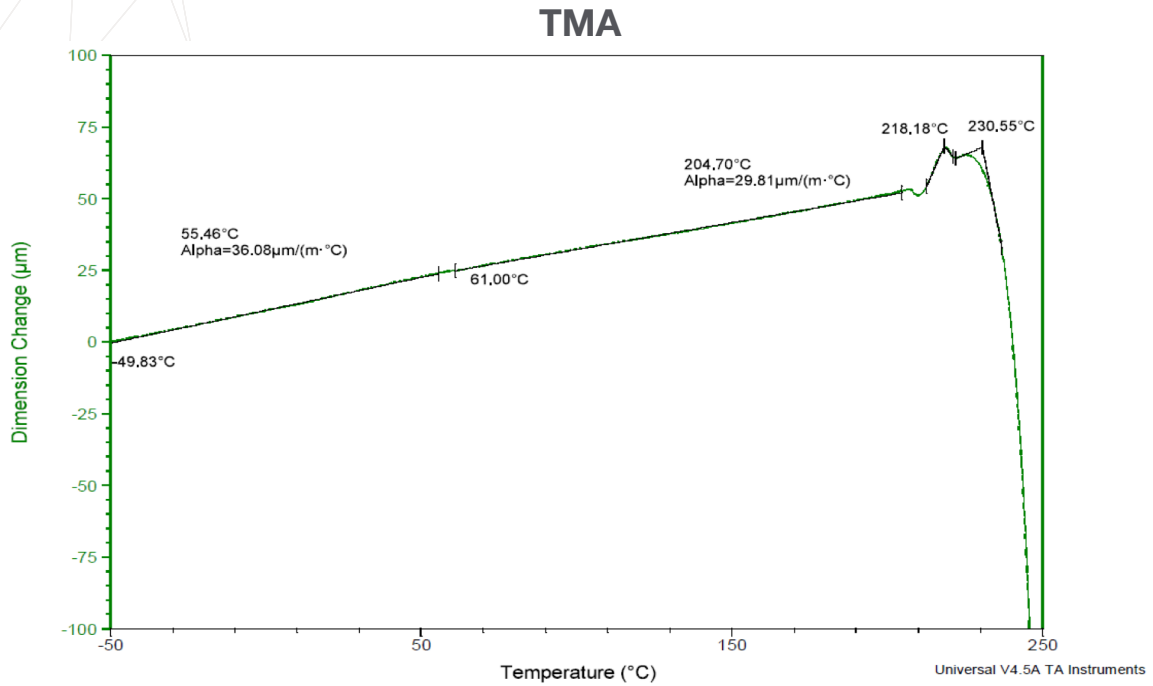


Figure 3. Dimension change data as a function of temperature for the ULTEM™ 1010 resin On Edge (XZ) sample.

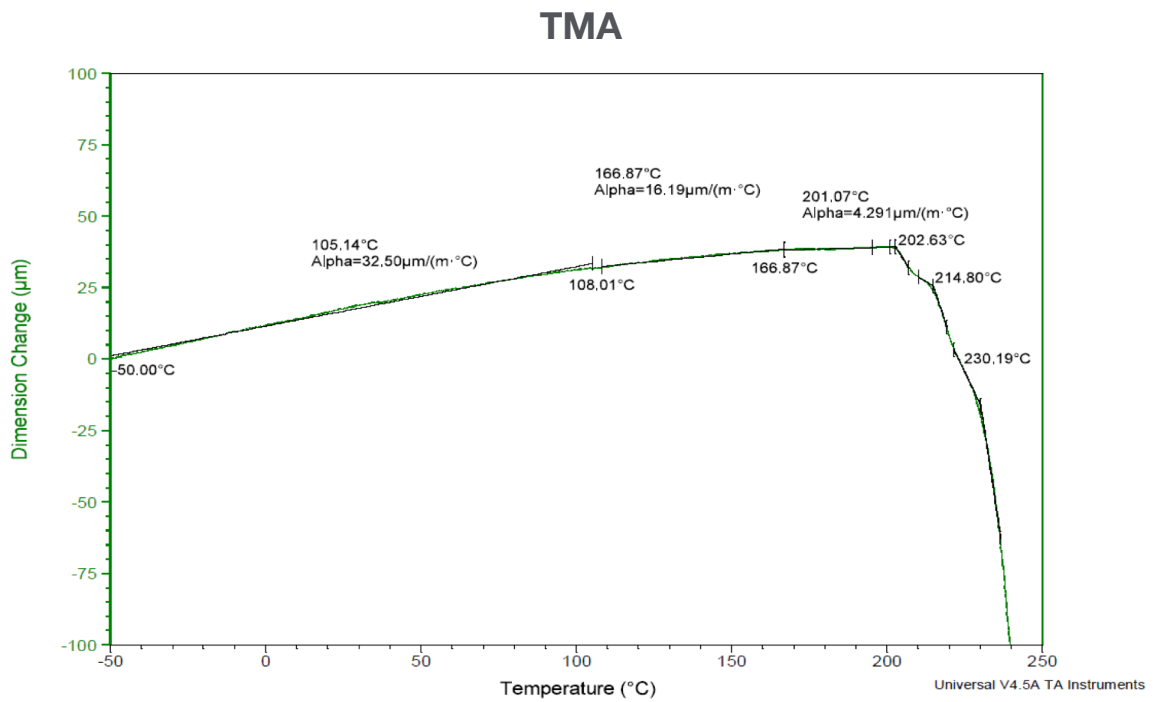
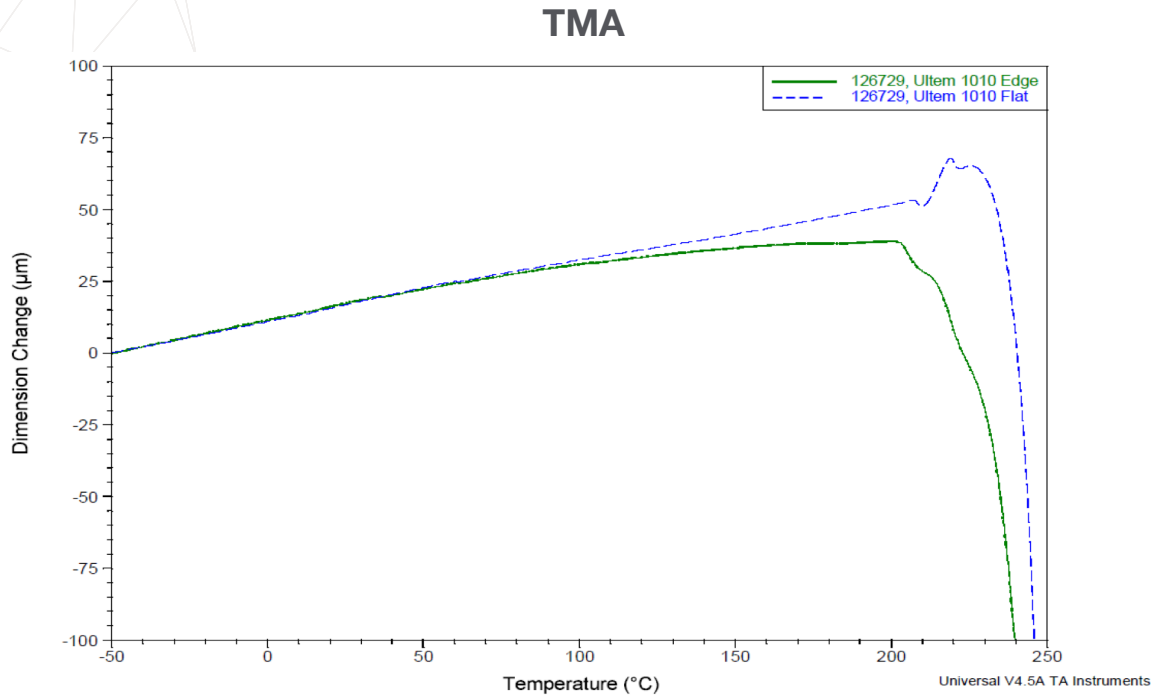


Figure 4. – Overlay of the dimension change data for the Flat (XY) and On Edge (XZ) ULTEM™ 1010 resin samples.



USA - Headquarters

7665 Commerce Way
 Eden Prairie, MN 55344, USA
 +1 952 937 3000

ISRAEL - Headquarters

1 Holtzman St., Science Park
 PO Box 2496
 Rehovot 76124, Israel
 +972 74 745 4000

stratasys.com

ISO 9001:2015 Certified

EMEA

Airport Boulevard B 120
 77836 Rheinmünster, Germany
 +49 7229 7772 0

ASIA PACIFIC

7th Floor, C-BONS International Center
 108 Wai Yip Street Kwun Tong Kowloon
 Hong Kong, China
 + 852 3944 8888



GET IN TOUCH.

www.stratasys.com/contact-us/locations

